


WASHING SYMBOLS



General

Temperature


Machine Cycles


Bleaching Symbols



 Machine Wash


 or  Wash Cold (up to 86° F)



 Normal Cycle


 Bleaching Allowed


 Hand Wash


 or  Wash Warm (up to 104° F)


 Permanent Press Cycle


 or  Do Not Bleach



 Do Not Wash


 or  Wash Hot (up to 122° F)

 Delicate/Gentle Cycle

 Use Non-Chlorine Bleach

 Dry Clean Only

Manufacturers combine these symbols to save space. For example, combining the “machine wash” logo with the “wash cold” logo and the “delicate gentle cycle” could look this:  or 

 Do Not Dry Clean


DRYING SYMBOLS


General


Temperature


Tumble Dry Cycles


 Tumble Drying allowed


 Any Heat

 Normal Cycle

 Do Not Tumble Dry


 Low Heat

 Permanent Press cycle


 Hang To Dry


 Medium Heat

 Delicate/Gentle Cycle

 Dry Flat

 High Heat

Dryer symbols can be combined as well. “Tumble dry, low heat, on a delicate cycle” would be displayed as: 


 Do Not Wring


 No Heat/Air Dry

IRONING SYMBOLS

 Iron Low

 Iron Medium

 Iron High

 Do Not Iron

When a manufacturer makes these directions, they are often for the blank garment itself. Different decorating methods may require different washing directions. Always check with the decorator for special washing directions for your specific garment. Following their guidelines will help extend the life of both the garment and the print.

For example, you may receive a black cotton shirt with a tag that says it can be machine washed and tumbled dried. However, if it is decorated with rhinestones, it should be hand-washed and hang/drip dried. We include washing directions with our custom shirts.

Finally, even if a tag mentions it is okay to iron a garment, never iron the decoration! Many printing processes use heat to bond the decoration to the shirt. Touching a hot iron to the design could severely (and permanently) damage the print. Always remember to follow the proper washing instructions for your shirts to make them last as long as possible!